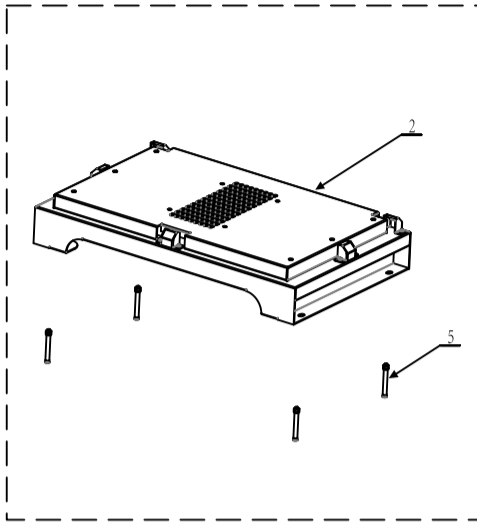


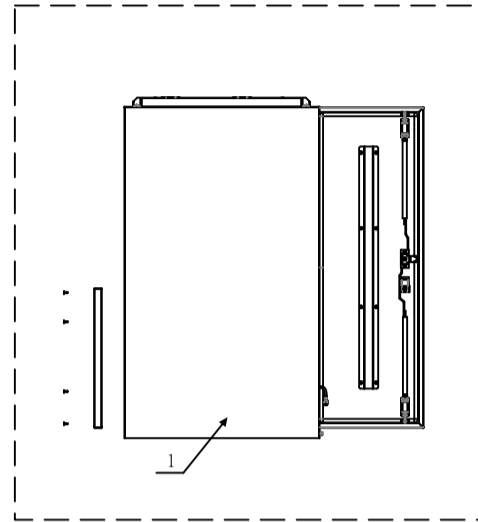
V-BOX-OC Installation instructions

Step 1



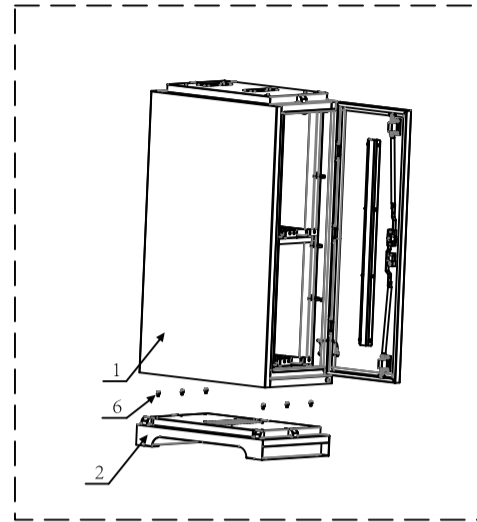
Fix the base to floor with 4 expansion screws

Step 2



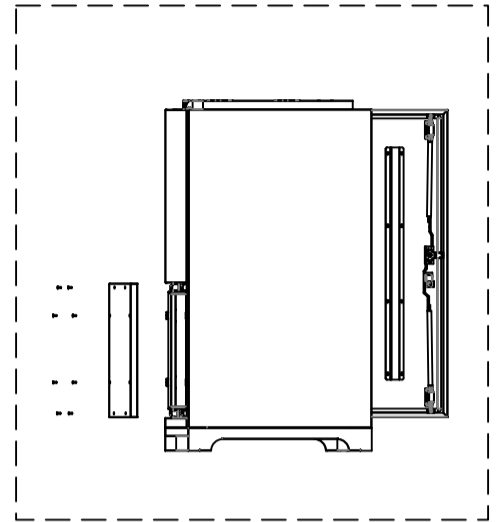
Open the cabinet back door

Step 3



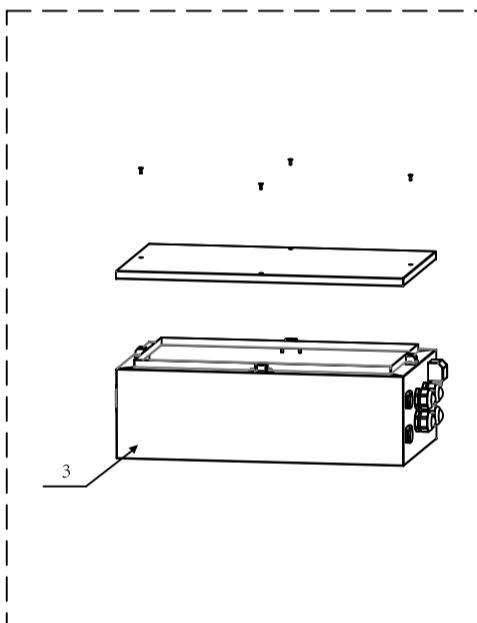
Fix the cabinet to base with 6 screws

Step 4



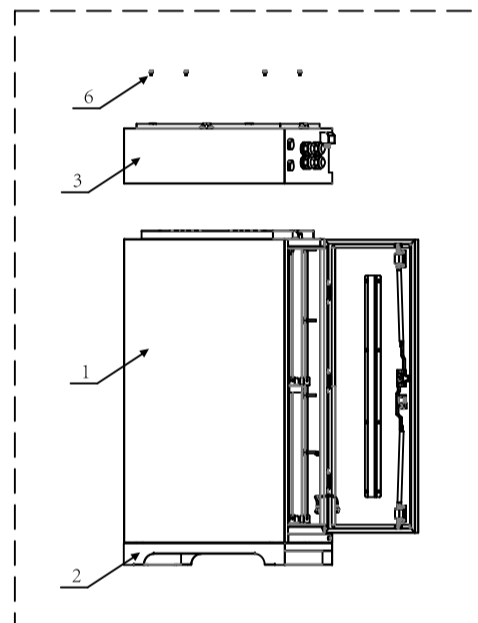
Close the cabinet back door

Step 5



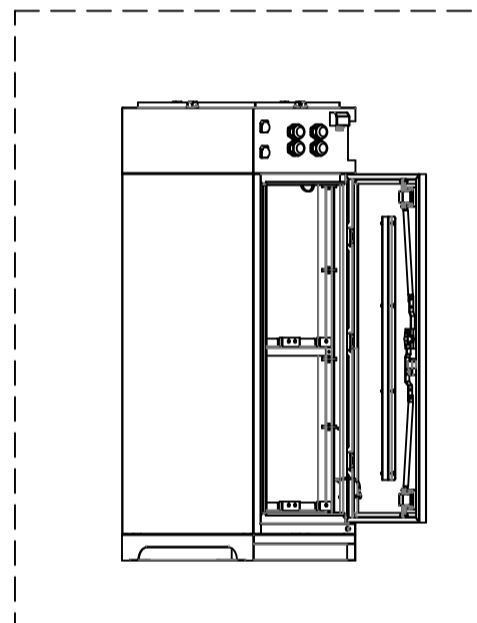
Remove the top cover from combiner box

Step 6



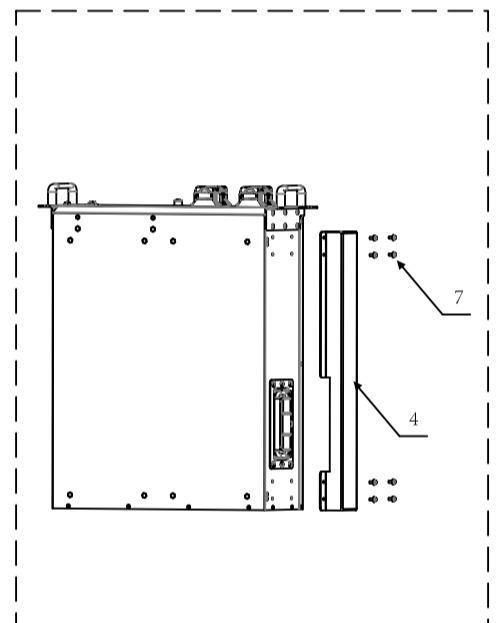
Fix the combiner box to cabinet with 4 screws

Step 7



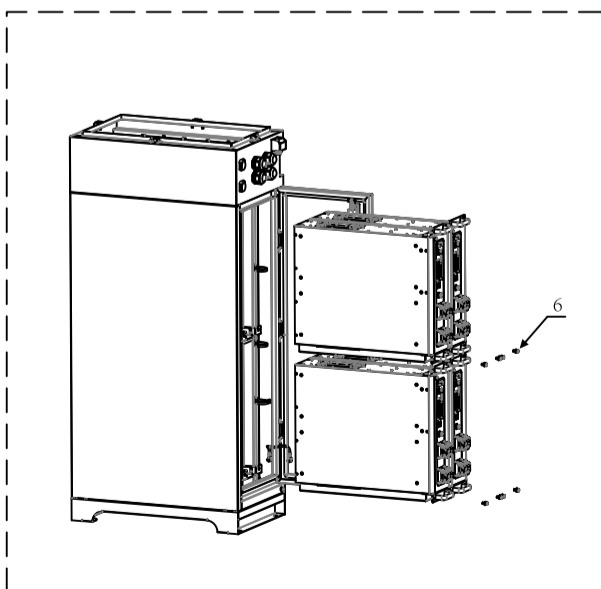
Get cables in place

Step 8



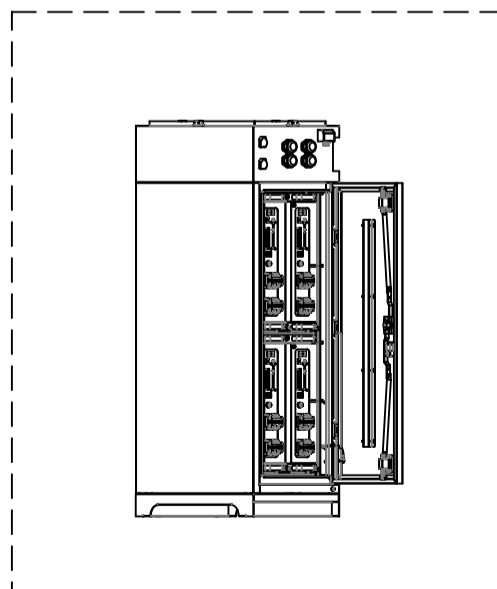
Equip each battery with a bracket and fix together by 8 screws

Step 9



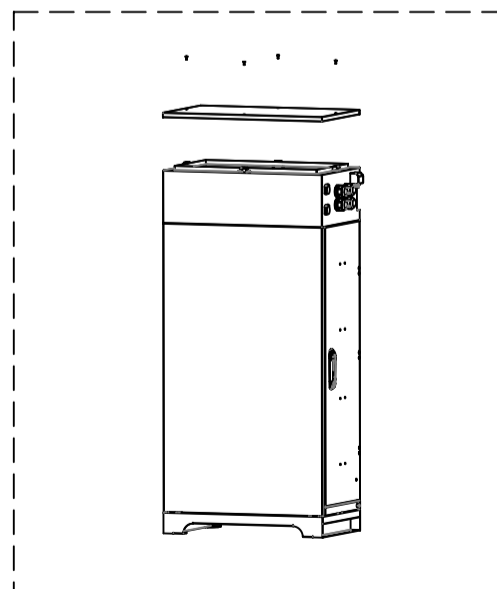
Place batteries into cabinet and fix together with 8 screws

Step 10



Wire the cables

Step 11



Fix the top cover to combiner box with 4 screws

Packing List

NO.	Items	Quantit	Specifications	Pictures
1	Battery Cabinet	1 pcs	25.4"×15.6"×44.3" (645mm×395mm×1125mm)	
2	Cabinet Base	1 pcs	25.4"×15.6"×4.3" (645mm×395mm×110mm)	
3	Combiner Box	1 pcs	25.4"×15.6"×8.7" (645mm×395mm×220mm)	
4	Battery Bracket	4 pcs	19.2"×3.6"×1.4" (488mm×91mm×35mm)	
5	Expansion Bolt	4 pcs	GB/T 22795(TGQ)-2008 M8×50(2.0")	
6	Screws	18 pcs	ISO 10644G-2014 M6×16(0.6")	
7	Screws	32 pcs	GB/T 9074.13-1988 M4×10(0.4")	
8	Power Cable	2 pcs	UL10269-4AWG-48.0"(1220mm) Amphenol+C45-25 for V5°a or UL10269-4AWG-48.0"(1220mm) C45-25+SC25-6 for V5°	
9	Power Cable	2 pcs	UL10269-4AWG-67.7"(1720mm) Amphenol+C45-25 for V5°a or UL10269-4AWG-67.7"(1720mm) C45-25+SC25-6 for V5°	
10	Power Cable	2 pcs	UL10269-4AWG-30.3"(770mm) Amphenol+SC25-6 for V5°a or UL10269-4AWG-30.3"(770mm) SC25-6×2 for V5°	
11	Power Cable	2 pcs	UL10269-4AWG-48.8"(1240mm) Amphenol+SC25-6 for V5°a or UL10269-4AWG-48.8"(1240mm) SC25-6×2 for V5°	
12	Communication Cable	2 pcs	CAT6 UTP 8 Cores Communication Cable - 25.6"(650mm)-RJ45×2	
13	Communication Cable	2 pcs	CAT6 UTP 8 Cores Communication Cable - 29.5"(750mm)-RJ45×2	
14	Wifi Antenna Extension Cable	1 pcs	2LC00PM901-XH2.5 Connector Male Terminal-38.4"(900mm)	
15	Warning label	3pcs	2.0"×3.9" (50mm×100mm)	
16	Adjustable Cable Tie mount	4 pcs	PE-CL-3	