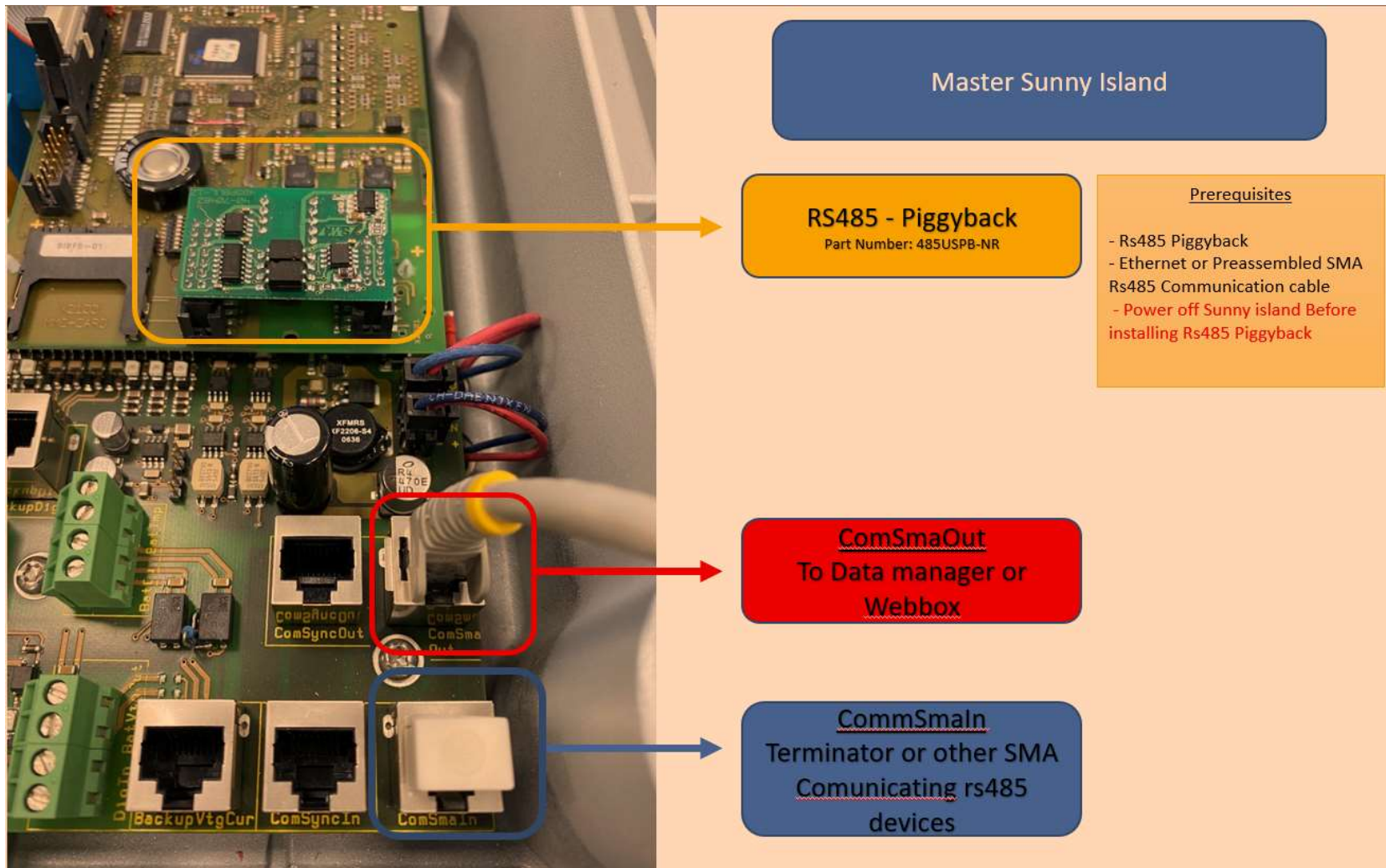


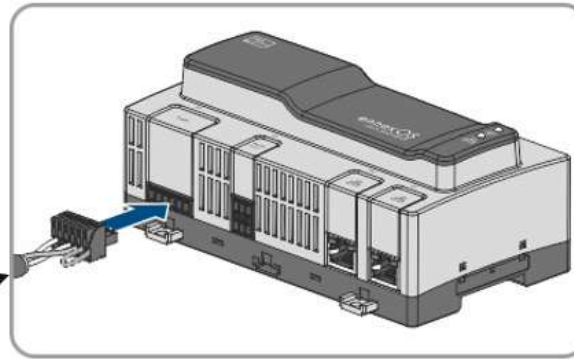
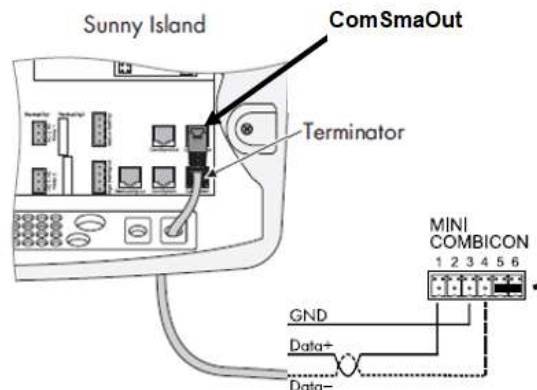
# SUNNY ISLANDY TO EDMM RS485 CONNECTION

## Requirements:

1. Turn off Sunny Island
2. Plug in Piggy back S485PB-NR-US as described below
3. Data Manager with firmware equal or greater than 1.12.7.R



# Sunny Island – EDMx Communication

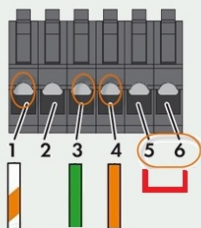


Plug assignment:

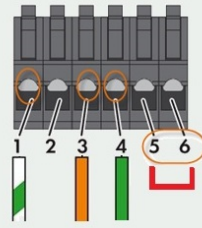
Plug	Position	Assignment
1	1	Data+ (D+)
2	2	Not assigned
3	3	Ground (GND)
4	4	Data- (D-)
5	5	Line termination (optional)
6	6	Line termination (optional)

Assignment D-Sub - Communication Device	RS485 - signal assignment	RJ45 socket - Sunny Island
2	A (Data+)	3
5	GND	2
7	B (Data-)	6

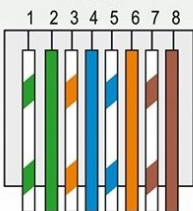
T568A



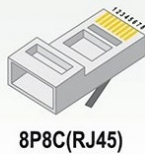
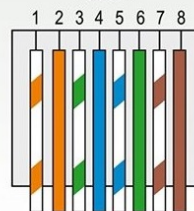
T568B



T568A



T568B



### Step 1

Device Administration , Click on the Blue add circle located on the top right for device Registration once you are there select SMA Data devices. .

The screenshot shows the 'Device registration' dialog box with a progress bar indicating '1. STEP' is active. Under the 'Protocol selection' section, there are four radio button options: 'Modbus devices', 'SMA Speedwire devices', 'SMA FLX/TLX devices', and 'SMA Data devices'. The 'SMA Data devices' option is selected. Below the options, there are 'Cancel' and 'Continue' buttons. A mouse cursor is pointing at the 'Continue' button.

### Step 2

Baud Rate should be set to 1200

Device name should not been modified

The screenshot shows the 'Device registration' dialog box with a progress bar indicating '2. STEP' is active. The section is titled 'SMA Data devices'. It contains three input fields: 'Interface\*' with the value 'COM1RS485', 'Baud rate\*' with a dropdown menu set to '1200', and 'Device name\*' with the value 'SMA.DATA-1'. At the bottom, there are 'Cancel', 'Previous', and 'Continue' buttons. A mouse cursor is pointing at the 'Continue' button.

### Device registration

1. STEP 2. STEP 3. STEP

0 Devices detected

Select the devices that you would like to add to your system.

<input type="checkbox"/>	Product Manufacturer	Serial number	Device name
--------------------------	-------------------------	---------------	-------------

You have added 0 out of 50 devices to the system.

Cancel Previous Save

### Step 3

Device Detection: it takes up to 5 min to find the sunny island

### Device registration

1. STEP 2. STEP 3. STEP

18 Devices detected

Select the devices that you would like to add to your system.

<input checked="" type="checkbox"/>	Product Manufacturer	Serial number	Device name
<input checked="" type="checkbox"/>	SolTK25 Gekko	132002126	SMA-DATA-1-SolTK25-0126
<input checked="" type="checkbox"/>	SolTK25 Gekko	132002126	SMA-DATA-1-SolTK25-0126

1/20/2014

You have added 18 out of 50 devices to the system.

Cancel Previous Save

Device Selection :Select sunny island from list of detected devices